




Environment Scrutiny Unit Cost

Traffic Light Green

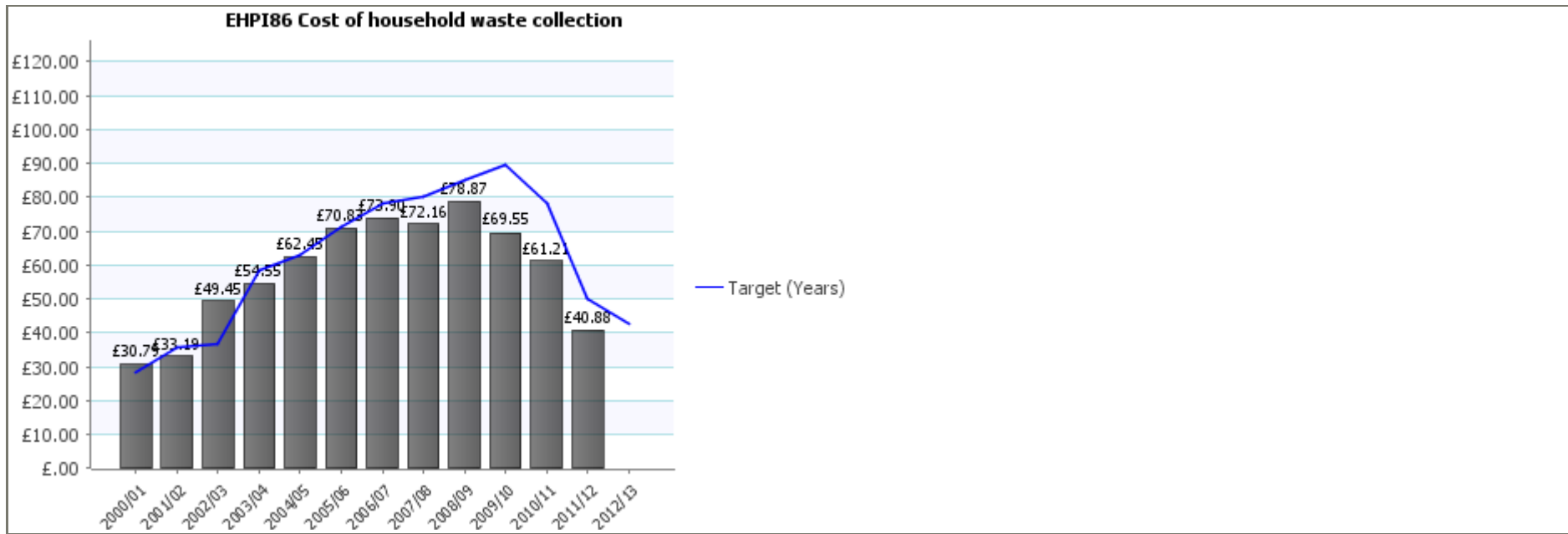
Description Pride in East Herts; Working together to improve the efficiency of the Council

Financial support services

PI code	Short Name	Current Value	Short term trend	Notes
EHPI86	Cost of household waste collection	£40.88		The figure for 2011/12 has been revised downwards following the successful implementation of the new Refuse contract which has resulted in significant cost savings as well as other savings arising from shared services. This has resulted in lower cost for Household Waste Collection. The estimate for 2012/13 allows for indexation on the contract price and in line with current performance, a reduction in the commercial waste business. It is also anticipated the recycling income will continue to rise. The targets for 2012/13 is £42.81, 2013/14 is £43.88 and 2014/15 £44.98.

Trend Chart

Essential Reference Paper C



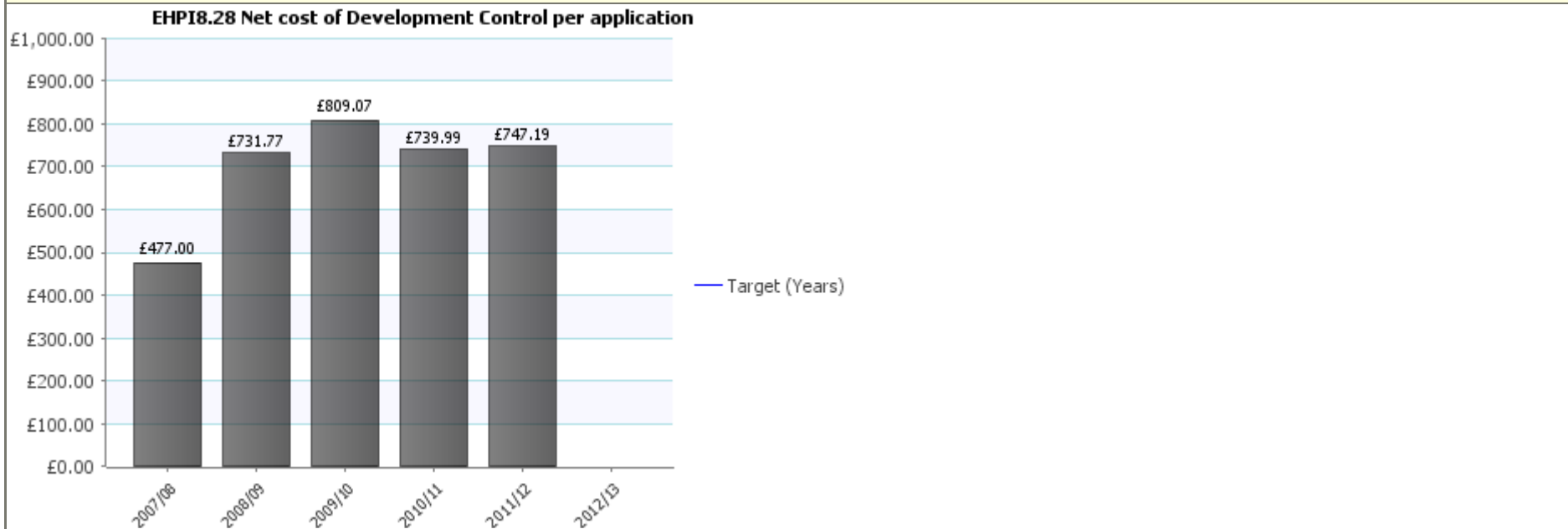
Essential Reference Paper C

Traffic Light Data Only
Description Fit for purpose, services fit for you

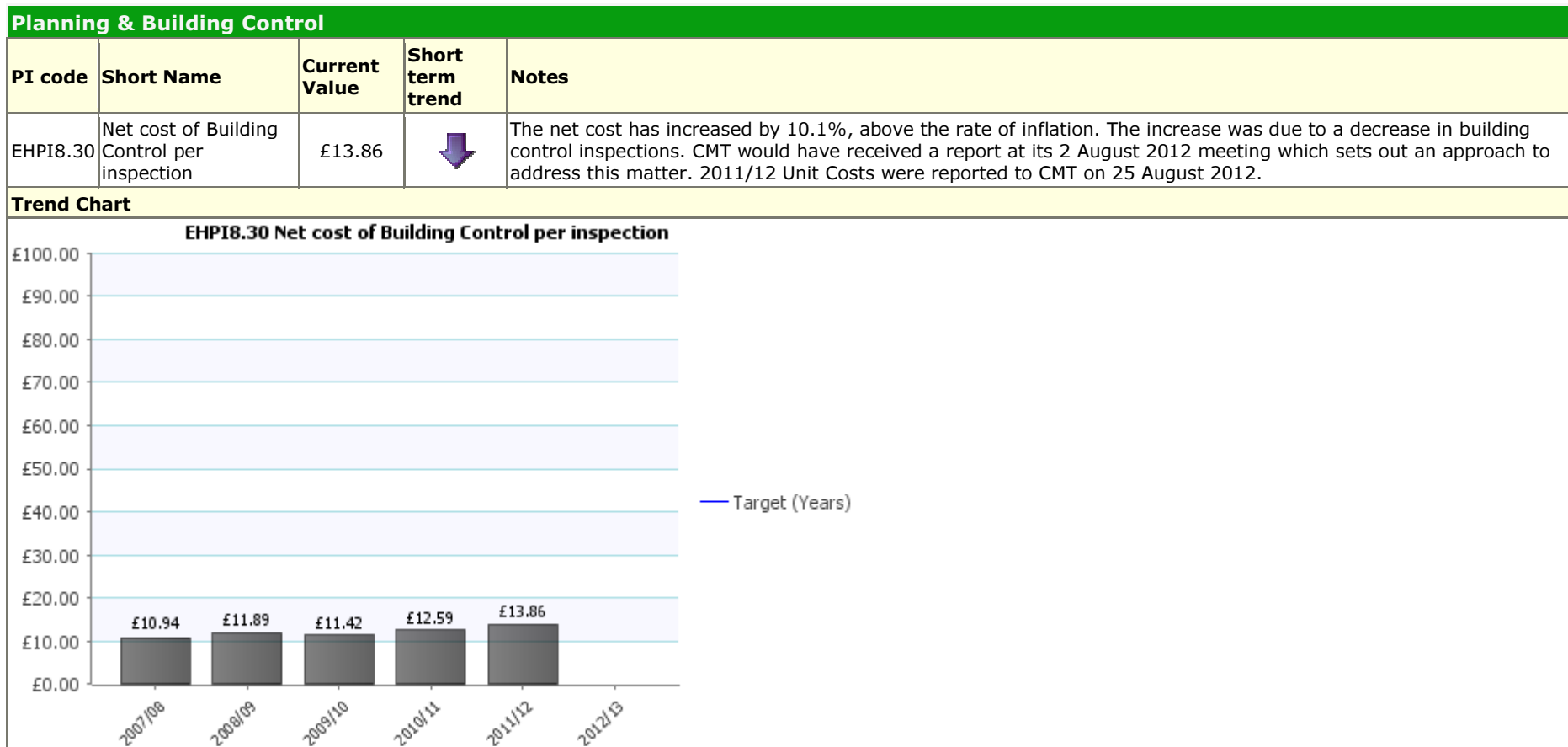
Planning & Building Control

PI code	Short Name	Current Value	Short term trend	Notes
EHP18.28	Net cost of Development Control per application	£747.19	↓	The net cost has increased by 1%, below the rate of inflation. The increase was due to an increase in the cost of appeals (£144k), a reduction in income (£77k) and decrease in central establishment charges (£203k). 2011/12 Unit Costs were reported to CMT on 25 August 2012.

Trend Chart



Essential Reference Paper C




Essential Reference Paper C

Traffic Light Data Only
Description Pride in East Herts

Environment Services

PI code	Short Name	Current Value	Short term trend	Notes
EHP18.47	Net cost of Street Cleaning per annual linnear metres cleansed	£0.03	↑	Unit costs of waste management overall have fallen significantly as a result of the introduction of ARC and the letting of a new contract. Refuse collection costs have fallen as waste is now collected fortnightly. Recycling costs have increased in line with the Council's decision to increase the range of materials collected to include mixed plastics, food and card. Street cleansing costs have fallen as this work has now been incorporated into a single contract for waste management services. 2011/12 Unit Costs were reported to CMT on 25 August 2012.

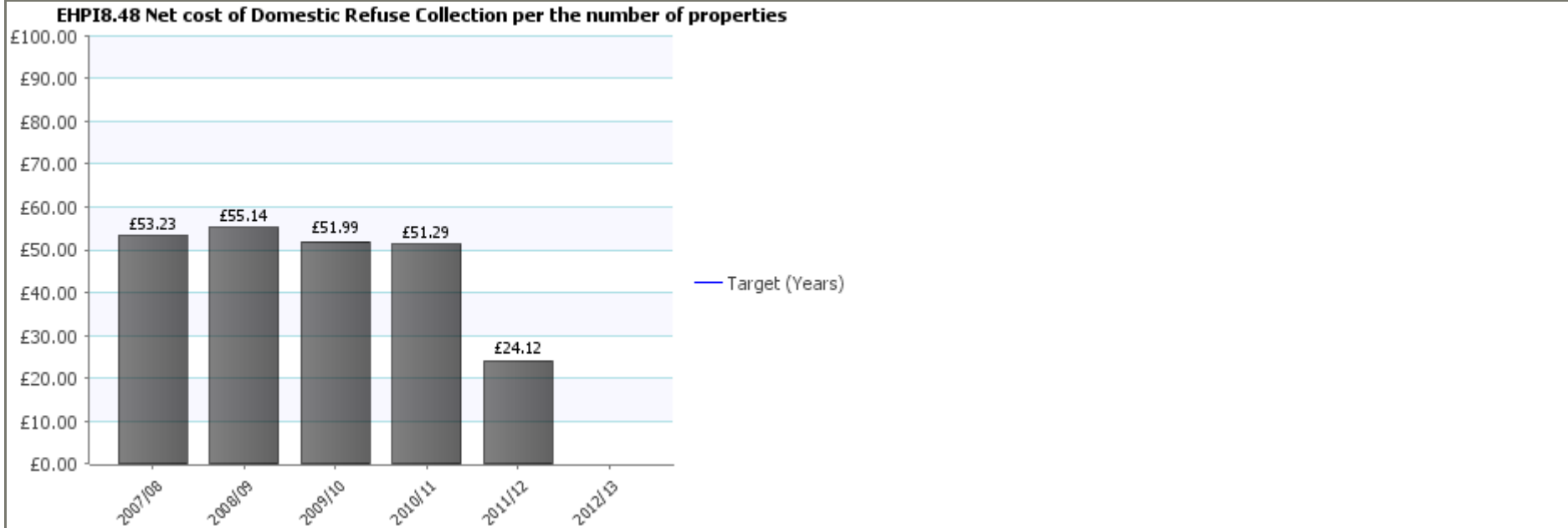
Trend Chart



Essential Reference Paper C

Environment Services				
PI code	Short Name	Current Value	Short term trend	Notes
EHP18.48	Net cost of Domestic Refuse Collection per the number of properties	£24.12	↑	Unit costs of waste management overall have fallen significantly as a result of the introduction of ARC and the letting of a new contract. Refuse collection costs have fallen as waste is now collected fortnightly. Recycling costs have increased in line with the Council's decision to increase the range of materials collected to include mixed plastics, food and card. Street cleansing costs have fallen as this work has now been incorporated into a single contract for waste management services. Officers have requested if more information could be provided about these measures and where available this will be applied for the reporting of the 2012/13 outturn. 2011/12 Unit Costs were reported to CMT on 25 August 2012.

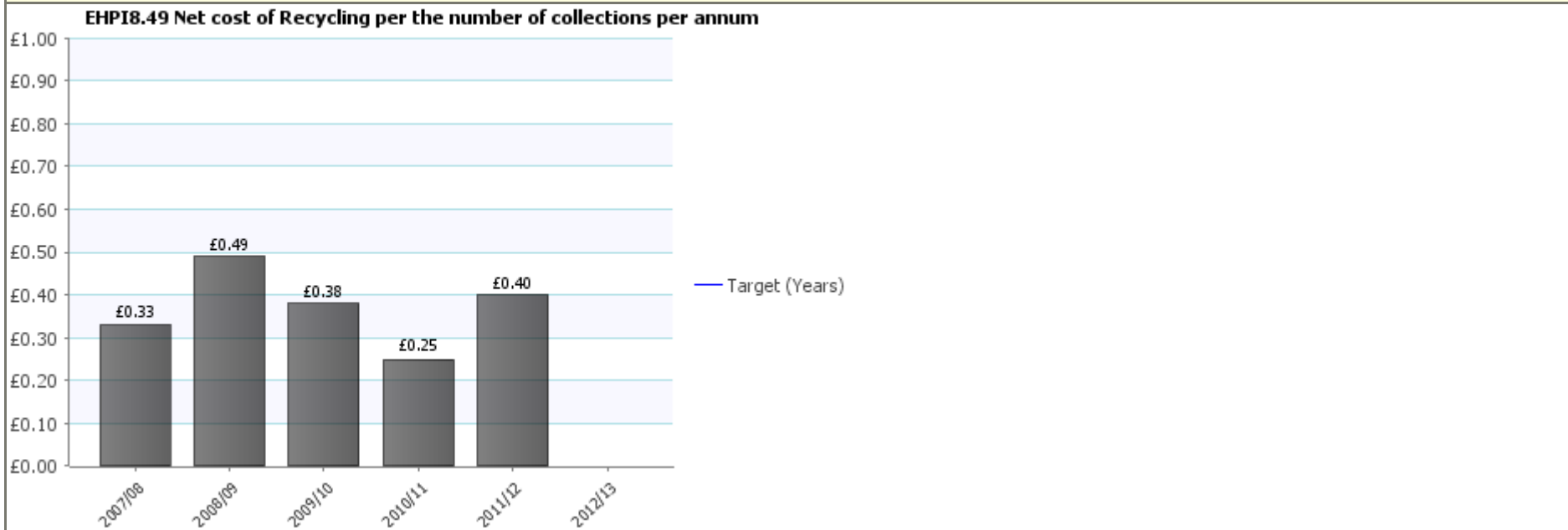
Trend Chart














Essential Reference Paper C

Environment Services				
PI code	Short Name	Current Value	Short term trend	Notes
EHPI8.49	Net cost of Recycling per the number of collections per annum	£0.40		Unit costs of waste management overall have fallen significantly as a result of the introduction of ARC and the letting of a new contract. Refuse collection costs have fallen as waste is now collected fortnightly. Recycling costs have increased in line with the Council's decision to increase the range of materials collected to include mixed plastics, food and card. Street cleansing costs have fallen as this work has now been incorporated into a single contract for waste management services. Officers have requested if more information could be provided about these measures and where available this will be applied for the reporting of the 2012/13 outturn. 2011/12 Unit Costs were reported to CMT on 25 August 2012.

Trend Chart



Essential Reference Paper C

PI Status		Long Term Trends		Short Term Trends	
	Alert		Improving		Improving
	Warning		No Change		No Change
	OK		Getting Worse		Getting Worse
	Unknown				
	Data Only				